NOTA	SPECIFICATION
1	CONNECTEUR CONFORME A STE PSA 96 270 896 99 ind D ET A LA SPECIFICATION TECHNIQUE FCI FEPS 09006 *FEMALE CONNECTOR ACCORDING TO STE PSA 96 270 896 99 rev D* *AND THE FCI TECHNICAL SPECIFICATION FEPS 09006*
2	CONNECTEUR SUIVANT: *FEMALE CONNECTOR ACCORDING TO:* -CLASSE DE TEMPERATURE T2 SELON B217050 rev C *TEMPERATURE CLASS T2 ACCORDING TO B217050 rev C* -CLASSE DE VIBRATION V1 SELON B217050 rev C et B217120 rev Or *ENGINE VIBRATOR CLASS V1 ACCORDING TO B217050 rev C AND B217120 rev Or* -NON ETANCHE CLASSE 0 *UNSEALED CLASS 0*
3	PRECONISATION D'UTILISATION: PU084 *USERS MANUAL: PU084*
4	ALVEOLE 0.635 COMPATIBLE DUO-TWIN, MQS, DCK (voir PRECONISATION d'UTILISATION) *0.635 CAVITY COMPATIBLE TO DUO-TWIN, MQS, DCK (See USER MANUAL)*
5	CONNECTEUR ET POSITION ALVEOLES CONFORMES AU PLAN D'INTERFACE STE 96 312 087 99 rev A *FEMALE CONNECTOR AND CAVITIES POSITION ACCORDING TO STE 96 312 086 99 rev A*
6	CONDITIONNEMENT SUIVANT NORME: E73 03 150G *PACKAGING ACCORDING TO STANDARD: E73 03 150G*
7	SECTION DE FILS 0.635: DE 0.35 A 0.75 mm² *0.635 WIRE SECTION: FROM 0.35 TO 0.75 mm²*
8	MASSE DU PRODUIT LIVRABLE: VOIR TABLEAU *DELIVERY CONNECTOR WEIGHT: SEE TABLE*
9	DEFAUTS D'ASPECT SUR ZONE NON FONCTIONNELLES ADMIS *VISUAL DEFECTS ON NO FUNCTIONAL AREAS ALLOWED*
10	CODAGE MARRONS NON EQUIPES DANS LE MOULE *BROWN CODING NOT EQUIPED IN THE MOULD*

3D VIEW M 1:1	Version	Rep	Reference / Indice *Reference / Revision*			Qty/ Nbre	Designation	Matiere *Material*	Couleur *Colour*	Masse *Weight*
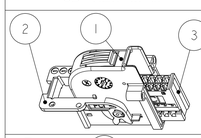	0°	3	PP10000498			M	1 MODULE PORTE-CLIPS 18 VOIES *FEMALE TERMINAL CARRIER 18w* (D)	PBT-GF15	NOIR *BLACK*	1.90g
		2	See Coding Table	M (D)	PP10000496	L (D)	1 LEVIER DE VERROUILLAGE PORTE-CLIPS 18 VOIES *LEVER 18w* (D)	PBT-GF15	NOIR *BLACK*	3.50g
		1			See Coding Table	M (D)	1 BOITIER PORTE-MODULE 18 VOIES SORTIE 0° *FEMALE HOUSING 18w ROUTING 0* (D)	PBT-GF15	See Coding Table	
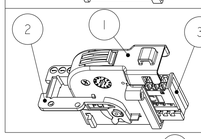	90°	3	F407500			M	1 MODULE PORTE-CLIPS 18 VOIES *FEMALE TERMINAL CARRIER 18w* (D)	PBT-GF15	NOIR *BLACK*	1.90g
		2	See Coding Table	M (D)	PP10000496	L (D)	1 LEVIER DE VERROUILLAGE PORTE-CLIPS 18 VOIES *LEVER 18w* (D)	PBT-GF15	NOIR *BLACK*	3.80g
		1			See Coding Table	M (D)	1 BOITIER PORTE-MODULE 18 VOIES SORTIE 90° *FEMALE HOUSING 18w ROUTING 90* (D)	PBT-GF15	See Coding Table	

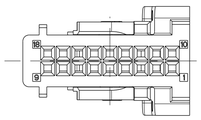

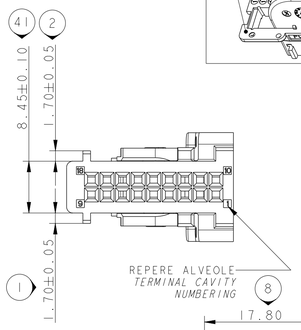

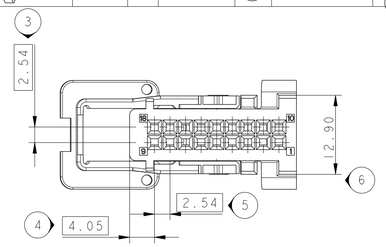

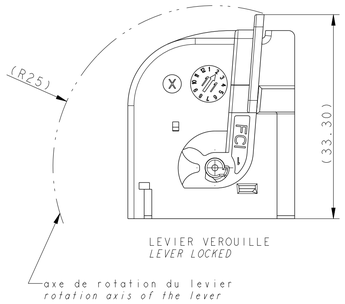

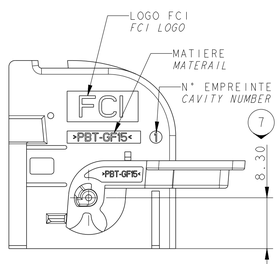

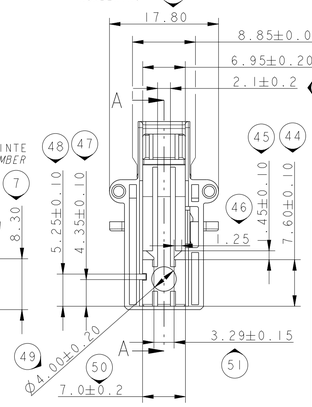

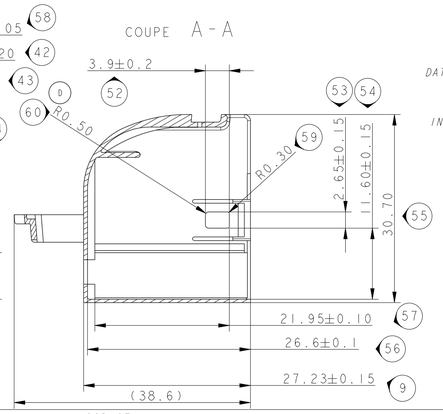

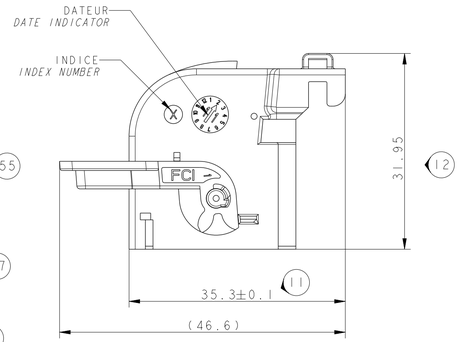

					CODAGE *CODING*				
REFERENCE FCI DU PORTE CLIPS *FCI FEMALE CONNECTOR PART NUMBER*					PP10000557	PP10000556	F190500	F590500	F990500
INDICE ARTICLE *REVISION PART NUMBER* (D)					M	M	M	M	M
				VERSION 0°	1.35 +0.05 -0.10 (13) 1.35 +0.05 -0.10 (14)	1.25 +0.05 -0.07 (15) (16) 1.25 +0.05 -0.07 11.55±0.10 (17)	1.25 +0.05 -0.07 (18) 1.25 +0.05 -0.07 (19) 8.90±0.10 (20)	11.55±0.10 (23) 1.25 +0.05 -0.07 (21) 1.35 +0.05 -0.10 (22)	1.35 +0.05 -0.10 (24) 1.25 +0.05 -0.07 (25) 11.65±0.10 (26)
1	PORTE-MODULE *FEMALE HOUSING*	NOIR *BLACK*	PP10000551		X				
		BLANC *WHITE*	PP10000552			X			
		VERT *GREEN*	C980500				X		
		BLEU *BLUE*	C390500					X	
		MARRON *BROWN*	C790500						X
2	LEVIER *LEVER*	NOIR *BLACK*	PP10000496		X	X	X	X	X
REP.	DESIGNATION *DESIGNATION*	COULEUR *COLOUR*	REF FCI *FCI P/N*						

					CODAGE *CODING*				
REFERENCE FCI DU PORTE CLIPS *FCI FEMALE CONNECTOR PART NUMBER*					PP10000558	PP10000497	F290500	F690500	F001500
INDICE ARTICLE *REVISION PART NUMBER* (D)					M	M	M	M	M
				VERSION 90°	1.35 +0.05 -0.10 (27) 1.35 +0.05 -0.10 (28)	1.25 +0.05 -0.07 (29) 1.25 +0.05 -0.07 (30) 11.55±0.10 (31)	1.25 +0.05 -0.07 (32) 1.25 +0.05 -0.07 (33) 8.90±0.10 (34)	11.55±0.10 (37) 1.25 +0.05 -0.07 (35) 1.35 +0.05 -0.10 (36)	1.35 +0.05 -0.10 (38) 1.25 +0.05 -0.07 (39) 11.65±0.10 (40)
1	PORTE-MODULE *FEMALE HOUSING*	NOIR *BLACK*	PP10000548		X				
		BLANC *WHITE*	PP10000495			X			
		VERT *GREEN*	C090500				X		
		BLEU *BLUE*	C490500					X	
		MARRON *BROWN*	C890500						X
2	LEVIER *LEVER*	NOIR *BLACK*	PP10000496		X	X	X	X	X
REP.	DESIGNATION *DESIGNATION*	COULEUR *COLOUR*	REF FCI *FCI P/N*						

11-00135	-	-
	-	-
	-	-
	-	UPDATE PART LEVEL
	-	SHOCK RESISTANCE IMPROVED

ECN NO. *NUMERO ECN*	POSITION *POSITION*	CHANGE DESCRIPTION *MODIFICATION*

PRODUCT SPEC. *SPECIF. PRODUIT*: SEE NOTA 1
PACKAGING SPEC. *SPECIF. EMBALLAGE*: SEE NOTA 3
APPLICATION SPEC. *SPECIF. APPLICATION*: SEE NOTA 3

THIS DRAWING AND ALL OTHER INFORMATION CONTAINED THEREIN IS PROPRIETARY AND THE PROPERTY OF FCI. This drawing may not be copied, reproduced or disclosed to any third party without the expressed written permission of FCI. © FCI April 1999

CE PLAN ET LES INFORMATIONS CONTENUES DANS CE PLAN SONT PROPRIETAIRES ET LA PROPRIETE DE FCI. Ce plan ne peut être copié, reproduit ou transmis sans l'autorisation expresse et écrite de FCI. © FCI April 1999

TOLERANCES *TOLERANCES*: NFT 58000 Cat.4 normale
MATERIAL : *MATIERE* : SEE TABLE
SURFACE FINISH *ETAT DE SURFACE*: -
COUNTERPART Nr. *CONTRE-PARTIE N°*: -
COLOUR *COULEUR* : SEE TABLE
DO NOT MEASURE DRAWING *NE PAS PRENDRE DE COTES*
TOOL NO. *OUTIL N°*: -
ECO Loc. Code *CODE B.E.*: FE
ISO PROJECTION *PROJECTION ISO*
DIMENSION IN MILLIMETERS *DIMENSIONS EN MILLIMETRES*
CAD SYSTEM: pro / eng.
DWG SIZE *FORMAT*: A1

	DATE *DATE*	NAME *NOM*
CREATED BY *CREE PAR*	2005/11/14	P DAUDIN
MODIFIED BY *MODIF. PAR*	2011/11/28	S LACOTE
CHECKED BY *VERIF. PAR*	2011/11/28	A ANDRIEUX
APPROVED BY *APPR. PAR*	2011/11/28	Pascal MENARD

TITLE *DESIGNATION*: 18W FEMALE CONNECTOR
PROJECT *PROJET*: 18W DUO-TWIN/MQS COMPATIBLE
ESR NO. *NUMERO ESR*: EU040411
CAT. NO. *NUMERO CAT*
FILE NAME *NOM DE FICHIER*: PCC0088206
DOCUMENT UNDER PDS CONTROL NO MODIFICATION ALLOWED OUTSIDE *DOCUMENT GERE SOUS P.D.S. PAS DE MODIFICATION EN DEHORS*

DRAWING NUMBER *REF. PLAN*: PCC0088206
REV. *IND.*: D
STATE *ETAT*: SERIAL RELEASED
PART NUMBER *REF. ARTICLE*: See Table
REV. *IND.*: -
APPROVAL LEVEL *NIV. D'APPROBATION*: -
SHEET *FEUILLE*: 1 of 1 sur 1
SCALE *ECH.*: 2:1

EUR C04 112 F29